



Lake, Pond and River Essential Minerals

Sciencefaircenter.com Study Kit

Each water sample is tested for this Set of parameters:

Phosphate, Nitrate, Nitrite,
Dissolved Metals (Combined Metals Cu^{+2} ,
 Co^{+2} , Zn^{+2} , Cd^{+2} , Ni^{+2} , etc.)

Iron +2 and +3
(5 tests per Set)

Log onto

www.sciencefaircenter.com/documentation.tpl
for additional information on this study kit.


© Copyright 2004 and 2005 including all related website content on www.sciencefaircenter.com - all rights reserved. Gordon Snyder & Consultants, Inc.

ScienceFairCenter.com
6830 NE Bothell Way #C424
Kenmore, WA 98028

SCIENCE FAIR CENTER.COM

Phone: 206-440-3008
Fax: 240-208-7289
sales@sciencefaircenter.com

Dissolved Phosphate



Dissolved Phosphate

Colorimetric test strips

Testing for Dissolved Phosphate in water is common, but usually found in low concentrations. Because of low concentrations, phosphate is involved with regulating biological growth and productivity in natural waters.

The color chart for this test allows you to read Dissolved Phosphate in micrograms/L or ppb.

This test reports Total Dissolved Solids levels in water at:

~0, 200, 400, 600, 1000, 2500 micrograms/L or ppb.

(Note: concentration units are micrograms per Liter or parts per billion).

Results are obtained from this test in about 1 minute.

© Copyright 2004 and 2005 including all related website content on www.sciencefaircenter.com - all rights reserved. Gordon Snyder & Consultants, Inc.

Nitrate plus Nitrite (end pad)

(measured as Nitrogen)



Nitrite

(measured as Nitrogen)



NITRATE / NITRITE NITROGEN

Colorimetric test strips.

Nitrate /Nitrite test strips are for testing water in many applications from drinking water to water used to wash produce.

Nitrates and nitrites occur normally in nature from the breakdown of ammonia in the nitrogen life cycle. Nitrates in nature cause plant and algae growth that may affect the balance of water-based ecosystems.

Nitrate is found in fertilizers and animal waste. Rain tends to wash fertilizers containing nitrates into nearby natural water systems and ground water. Groundwater used as drinking water that contains nitrogen represents a hazard to babies. Many die every year as a result from "Blue Baby Syndrome."

This test reports concentrations compatible with EPA limits of total nitrogen and nitrite nitrogen in water.

The test reports levels of:

NO₃ (as N): 0, 0.5, 2.0, 5, 10, 20, 50 mg/L or ppm;

NO₂ (as N): 0.15, 0.3, 1, 1.5, 3, 10 mg/L or ppm.

© Copyright 2004 and 2005 including all related website content on www.sciencefaircenter.com - all rights reserved. Gordon Snyder & Consultants, Inc.

Conversion Ratio

Nitrate and Nitrite Nitrogen (as N) test results are usually expressed as mg/L or ppm. Sometimes the concentration of Nitrates or Nitrites needs to be expressed as Nitrate (N03) or Nitrite (N02).

To convert nitrate nitrogen concentration to nitrate concentration, multiply the test strip result by 4.4.

EXAMPLE: 5 PPM nitrate nitrogen x 4.4 = 22 mg/L or ppm nitrate.

To convert nitrite nitrogen concentration to nitrite concentration, multiply the test strip result by 3.3.

EXAMPLE: 1.5 PPM nitrite nitrogen x 3.3 = 4.95 mg/L or ppm nitrite.

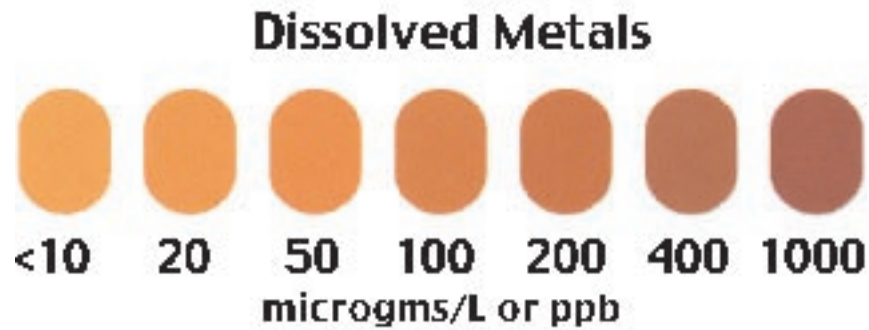
Background Information

NOTE: Both pads react with Nitrite. The end pad, which has zinc added, converts the Nitrate to Nitrite and, therefore, reacts with both Nitrate and Nitrite. To determine the true Nitrate Nitrogen level you must subtract the Nitrite level from the Nitrate plus Nitrite (end pad) level.

National Primary Drinking Water Regulations set forth by USEPA recommend a Nitrate (measured as Nitrogen) level less than 10 mg/L or ppm and a Nitrite (measured as Nitrogen) level less than 1 mg/L or ppm.

The World Health Organization guideline value is 50 mg/L (acute) for Nitrate (as N03) and 3 mg/L (acute) for Nitrite (as NO2).

© Copyright 2004 and 2005 including all related website content on www.sciencefaircenter.com - all rights reserved. Gordon Snyder & Consultants, Inc.



Dissolved Metals

Colorimetric test strips

Testing for Dissolved Metals, also referred to as Trace Metals, in tap water is very common and is very quick and easy with these semiquantitative test strips. Each test strip result indicates the combined presence of heavy metals (Cu⁺², Co⁺², Zn⁺², Cd⁺², Ni⁺², Pb⁺², etc...) in water.

The color chart for this test allows you to read Dissolved Metals in micrograms/L (ugms/L) or parts per billion (ppb). The color chart was calibrated using mixed metals solution.


In the presence of one specific metal, or a high concentration of a specific metal, colors such as purple, red, or brown may appear. In this situation, matching levels based on color intensity may be necessary to reach semiquantitative results.

This test reports mixed Dissolved Metals levels in water at:
<10, 20, 50, 100, 200, 400, 1000 microgms/L or ppb.
(Note: concentration units are micrograms per Liter or parts per billion: ppb.)

Results are obtained from this test in 2 1/2 minutes.

© Copyright 2004 and 2005 including all related website content on www.sciencefaircenter.com - all rights reserved. Gordon Snyder & Consultants, Inc.

Iron (Fe^{+2,+3})



Iron (Fe^{+2, +3})

Colorimetric test strips

Testing for Iron in tap water is very common and is very quick using the enclosed tube and a test strip. Each test strip result indicates the presence of Iron (Fe⁺² and Fe⁺³ state) in water.

The color chart for this test allows you to read Iron^{+2,+3} in milligram/L or ppm.

The presence of Iron in water contributes to the reddish brown stains on porcelain and plumbing fixtures. Iron can also add a metallic taste and odor to drinking water. Iron is sometimes found in the black slime in old galvanized pipes and plumbing..

This test reports mixed Iron (Fe^{+2,+3}) levels in water at 0.0, 0.02, 0.05, 0.1, 0.2, 0.3, 0.5, 0.75, 1.0, 2.0, 5.0 milligrams/L or ppm. (Note: concentration units are micrograms per Liter or parts per million). Best results are obtained when water is room temperature.

Results are obtained from this test in 2 1/2 minutes.

© Copyright 2004 and 2005 including all related website content on www.sciencefaircenter.com - all rights reserved. Gordon Snyder & Consultants, Inc.