



Effects of Water Quality on Paper Making Sciencefaircenter.com Study Kit

Each water sample is tested for this Set of parameters:
pH, Alkalinity, Water Hardness,
Free Chlorine, Total Chlorine
and Total Dissolved Solids (TDS)
(6 tests per Set)

Log onto
www.sciencefaircenter.com/documentation.tpl
for additional information on this study kit.

© Copyright 2004 and 2005 including all related website content on www.sciencefaircenter.com - all rights reserved. Gordon Snyder & Consultants, Inc.

ScienceFairCenter.com
6830 NE Bothell Way #C424
Kenmore, WA 98028

SCIENCEFAIRCENTER.COM

Phone: 206-440-3008
Fax: 240-208-7289
sales@sciencefaircenter.com

pH Scales



pH CHECK

Colorimetric test strips

This pH test is very versatile in that it can be used for drinking water testing, food processing, environmental applications or in any other water matrix.

pH is short for "power of Hydrogen." The balance of positively charged and negatively charged hydrogen ions in water determines pH.

Water that has a low pH is acidic or aggressive and can corrode plumbing resulting in metal ions being present in drinking water and damaged fixtures and pipes. Water that has a high pH is basic and will leave scale in pipes and on fixtures.

This test features two test pads both measuring pH at in the same range using different color indicators. This makes color matching easier than with other colorimetric tests.

This test reports water pH at the following levels:
2, 3, 4, 5, 6, 6.5, 7, 7.5, 8, 8.5, 9, 9.5, 10, 11, 12.

Results are obtained from this test in less than 1 minute.

© Copyright 2004 and 2005 including all related website content on www.sciencefaircenter.com - all rights reserved. Gordon Snyder & Consultants, Inc.

NOTE:

These pH test strips perform optimally in water with a Total Alkalinity above 80 mg/L or ppm. Water highly saturated with dissolved solids or highly buffered samples will give elevated results for pH.

NOTE:

National Secondary Drinking Water Regulations set forth by EPA recommend a pH level between 6.5-8.5


© Copyright 2004 and 2005 including all related website content on www.sciencefaircenter.com - all rights reserved. Gordon Snyder & Consultants, Inc.

ScienceFairCenter.com
6830 NE Bothell Way #C424
Kenmore, WA 98028

SCIENCEFAIRCENTER.COM

Phone: 206-440-3008
Fax: 240-208-7289
sales@sciencefaircenter.com

Total Alkalinity



TOTAL ALKALINITY

COLORIMETRIC TEST STRIPS

Total Alkalinity is a fundamental parameter in water testing. Alkalinity indicates the buffering capacity of natural waters. A water is said to be buffered if the pH is not changed greatly by addition of acids or bases. The most effective buffering action is within the pH range of water from near 6.0 to about 8.5.

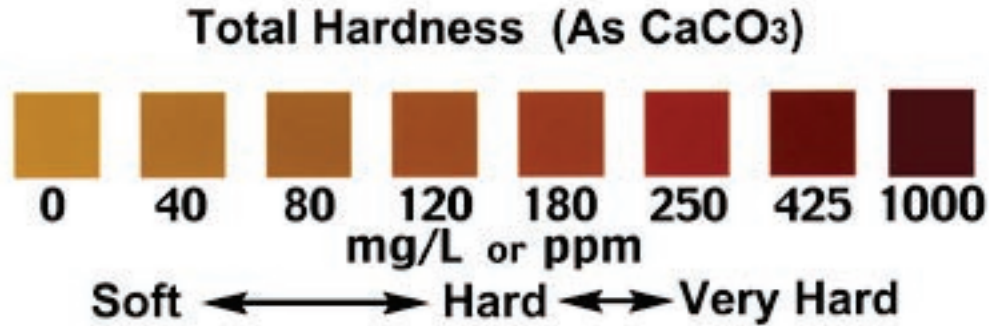
Most natural waters are buffered by some extent by reactions which involve dissolved carbon dioxide CO₂. It forms an indispensable reservoir of carbon for photosynthesis. Thus, the productivities of water can be correlated with alkalinity and the buffering system.

The color chart for this test allows you to read total alkalinity in mg/L or ppm.

This test reports total alkalinity concentrations in water at 0, 40, 80, 120, 180 and 240 mg/L or ppm.

Results are obtained from this test 30 seconds.

© Copyright 2004 and 2005 including all related website content on www.sciencefaircenter.com - all rights reserved. Gordon Snyder & Consultants, Inc.



TOTAL HARDNESS

Colorimetric test strips.

Water Hardness is composed of mostly calcium and magnesium. The water hardness comes from naturally occurring minerals in the local and regional geology being dissolved by water.

Hardness is a key water parameter and its control is important to assure proper water quality. Low Hardness (Soft water) can contribute to corrosive water. High Hardness (Hard water above 400) can lead to clarity and scaling problems. Water softeners are used to reduce Total Hardness of water.

Testing for hardness in tap water is very common and is very quick and easy with these test strips. The color chart for this test allows you to read Total Hardness in mg/L or ppm.

This test reports calcium hardness concentrations in water at 0, 40, 80, 120, 180, 250, 425, 1000 mg/L or ppm.

Results are obtained from this test in about 5 seconds.

© Copyright 2004 and 2005 including all related website content on www.sciencefaircenter.com - all rights reserved. Gordon Snyder & Consultants, Inc.

Background Information

Total Hardness (TH) is a measure of the total amount of calcium and magnesium that has naturally leached into the water during its journey through the watershed. In the U.S. water hardness is most often reported as milligrams per liter (mg/L) or parts per million (ppm) as calcium carbonate (CaCO₃).

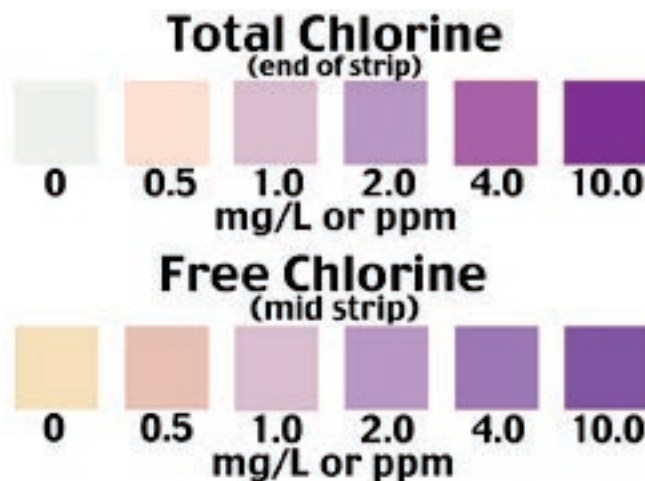
It is difficult to produce soap suds in water with high levels of calcium and magnesium ions, hence the term "hardness".

In addition to reducing the effectiveness of soaps and detergents, hard water may cause an insoluble scale to form on fixtures and on the inside of pipes. Scale formation depends on several factors, one of which is pH.

The EPA does not regulate the levels of hardness in the water supply. There are, however, generally recognized levels that describe the amount of hardness in a water sample:

Hardness as Calcium carbonate (ppm)	Classification
0-60	Soft
61-120	Moderately Hard
121-180	Hard
>180	Very Hard

© Copyright 2004 and 2005 including all related website content on www.sciencefaircenter.com - all rights reserved. Gordon Snyder & Consultants, Inc.



TOTAL and FREE CHLORINE

Colorimetric test strips.

Total and Free Chlorine test strips are used for testing drinking water from a city water treatment system. This dual test is a convenient way of monitoring Total and Free Chlorine.

This test has been calibrated around EPA drinking water standards. Free Chlorine levels of 4.0 mg/L or greater exceeds Maximum Contaminant Level (MCL) as recommended by EPA.

The test reports mg/L or ppm of:

Total Chlorine 0.0, 0.5, 1.0, 2.0, 4.0, 10.0

Free Chlorine 0.0, 0.5, 1.0, 2.0, 4.0, 10.0

Results are obtained from this test in 30 seconds.

© Copyright 2004 and 2005 including all related website content on www.sciencefaircenter.com - all rights reserved. Gordon Snyder & Consultants, Inc.

Total Dissolved Solids (TDS)



Total Dissolved Solids

Colorimetric test strips

Testing for Total Dissolved Solids (TDS) in tap water is very common and is very quick and easy with these test strips. The EPA Secondary Drinking Water Standard for TDS is 500mg/L or ppm.

The color chart for this test allows you to read TDS in milligram/L or ppm.

This test reports Total Dissolved Solids levels in water at:
0, 50, 100, 250, 500, 750 mg/L or ppm.
(Note: concentration units are milligrams per Liter or parts per million).

Results are obtained from this test in about 30 seconds.

© Copyright 2004 and 2005 including all related website content on www.sciencefaircenter.com - all rights reserved. Gordon Snyder & Consultants, Inc.